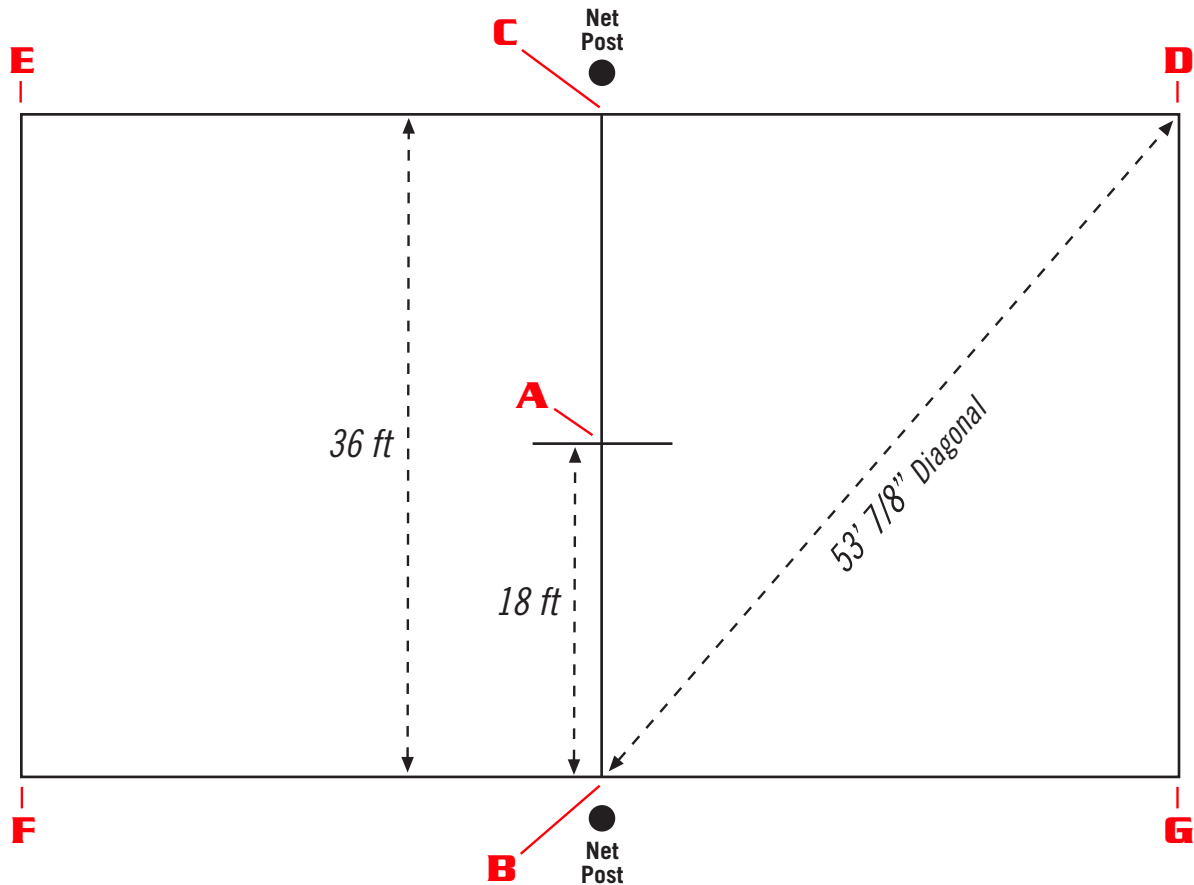
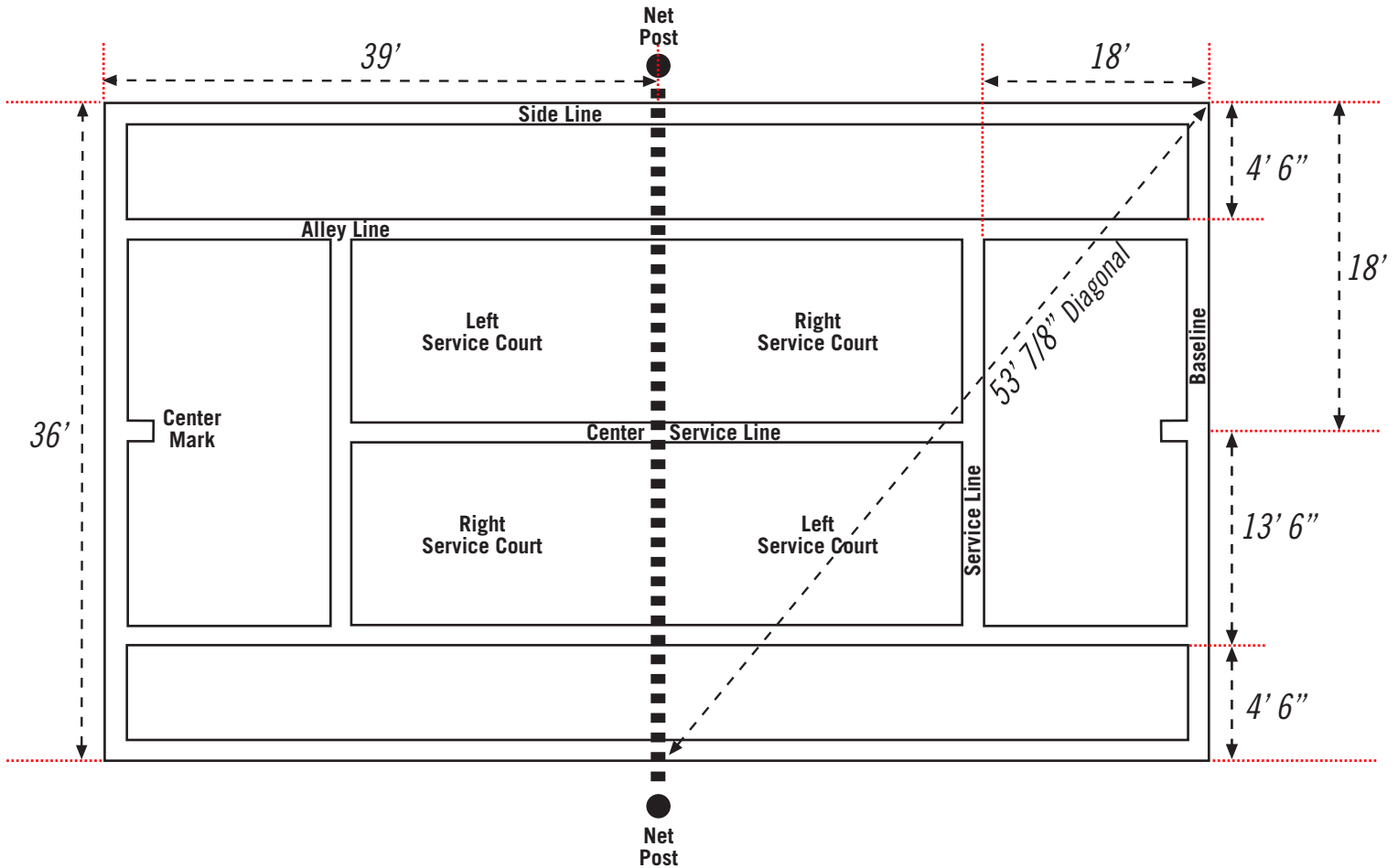


## LAYING OUT A TWO COLOR TENNIS COURT



1. Snap a line between the two posts, at their center.
2. Measure the distance between the posts (this should be approximately 42-feet and divide in half. This will give you the location of Point "A".
3. Measure 18-feet from Point "A" toward each net post. This will give you the location of Points "B" and "C". Drive a nail in the asphalt at each of these two points (leave the nail in asphalt).
4. To find Point "D", take the two 100-foot steel tape measures (same make and brand for truest accuracy), and measure 39-feet from Point "C" toward Point "D". Measure 53-feet  $\frac{7}{8}$  inches from Point "B" diagonally toward Point "D". Mark where the two tapes intersect. Place a nail in the asphalt.
5. To find Point "E", measure 39-feet from Point "C" toward Point "E". Measure 53-feet  $\frac{7}{8}$  inches from Point "B" diagonally toward Point "E". Mark where the two tapes intersect. Place a nail in the asphalt.
6. To find point "F", measure 39-feet from Point "B" toward Point "F". Measure 53-feet  $\frac{7}{8}$  inches from Point "C" diagonally toward Point "F". Mark where the two tapes intersect. Place a nail in the asphalt.
7. To find Point "G", measure 39-feet from Point "B" toward Point "G". Measure 53-feet  $\frac{7}{8}$  inches from Point "C" diagonally toward Point "G". Mark where the two tapes intersect. Place nail in the asphalt.
8. Snap chalk lines between corners to form the playing area.

# TENNIS COURT STRIPING LAYOUT



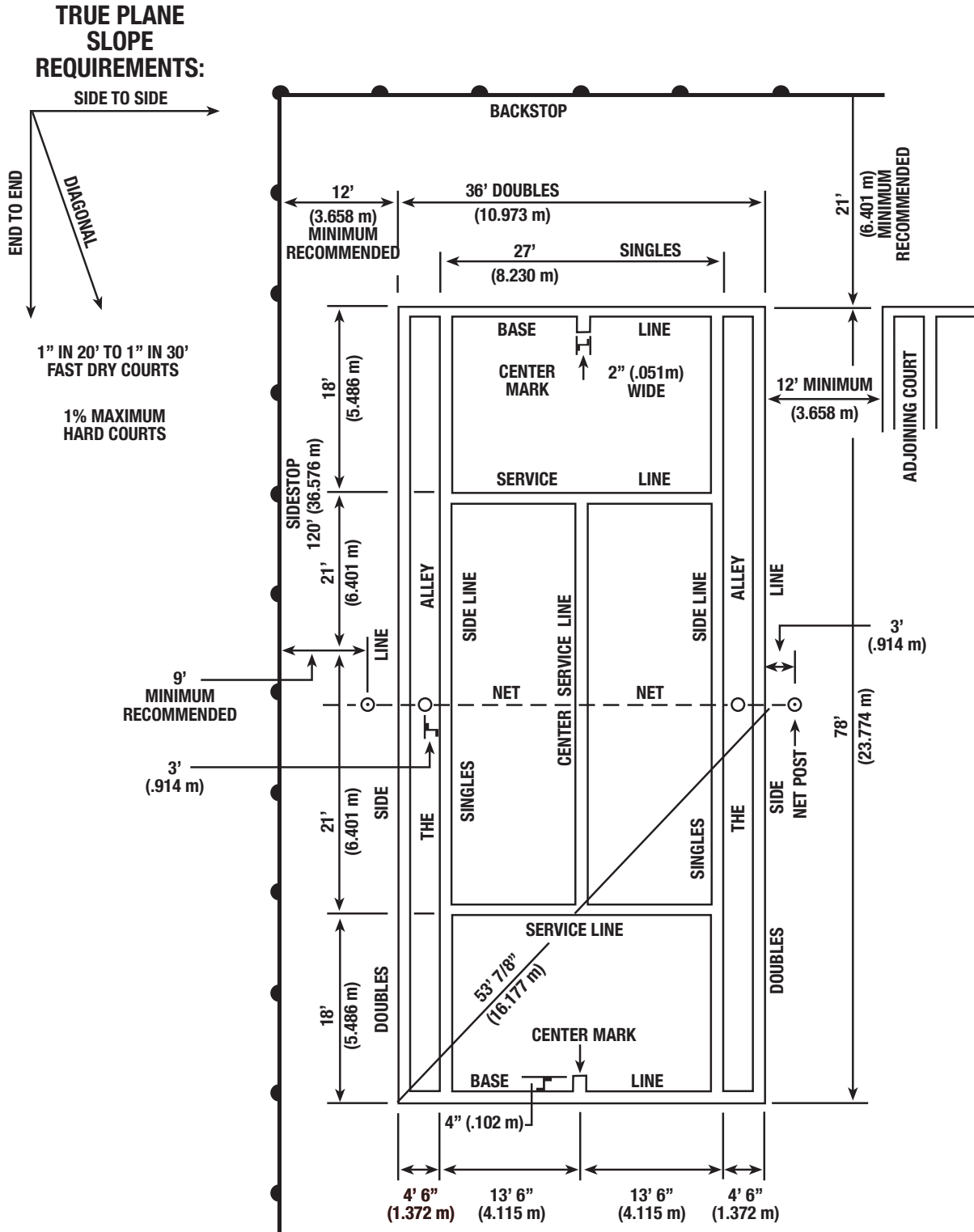
Each baseline shall be divided in half by a center mark, 4 inches (10 cm) in length, which shall be drawn inside the court and parallel with the singles sidelines.

The center service line and center mark shall be 2 inches (5 cm) wide.

The other lines of the court shall be between 1 inch (2.5 cm) and 2 inches (5 cm) wide, except that the baselines may be up to 4 inches (10 cm) wide.

All court measurements shall be made to the outside of the lines and all lines of the court shall be of the same color clearly contrasting with the color of the surface.

## TENNIS COURT DIAGRAM



○ MARKER FOR SINGLE STICKS  
OR SINGLE NET POSTS

LINE WIDTH: 2" SCM  
4" 10 CM  
NOTE: BASE LINES CAN BE 4" WIDE